



CROWN

NORTH AMERICA

FORD F-150 POLICE RESPONDER/SSV ORDERING GUIDE

Equip your F-150 vehicle with the latest aftermarket options, from basic lighting solutions to making your vehicle ready for patrol.

GETTING STARTED

Crown is excited to offer the following options for Ford's new F-150 Police Responder/SSV. From base wiring to a turn-key Ready-for-Patrol package, use this easy-to-follow ordering guide to get the vehicle you want, the way you want.



SEAMLESS CUSTOMER PROCESS

- 1** Select your equipment options from this Crown F-150 Police Responder/SSV Ordering Guide.
- 2** Dealer contacts Crown at 1-800-585-1774 or through their regional sales manager to discuss specifications, ask questions and review engineering requirements.
- 3** Crown provides a quote for the agreed upon build after all details of the upfit options have been established.
- 4** Financial arrangements are established between a Crown representative and the ordering dealership so the agency transaction can be executed.
- 5** Once a Purchase Order has been secured by Crown, the dealership will receive an order confirmation that verifies all equipment and pricing.
- 6** Dealer orders the F-150 Police Responder/SSV with the ShipThru Code **31L - D9K**. The dealership code, body code and order number(s) are then provided to Crown.
- 7** Ford produces the vehicle and it is shipped to Crown for upfitting. When upfit is completed the vehicle is put back into the Ford transportation system and shipped directly to the ordering dealership's location.

CROWN WARRANTY

All equipment supplied and installed by Crown is backed by a 3-year/36,000 mile warranty, and does not void the vehicle's factory warranty.

SPECIAL REQUIREMENTS?

Crown can customize most of the vehicle build to meet your exact requirements.

NEED ADDITIONAL EQUIPMENT?

If there are any items that the agency would prefer please let the Crown team know. We're here to work for you!

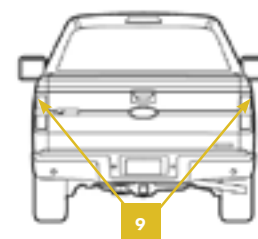
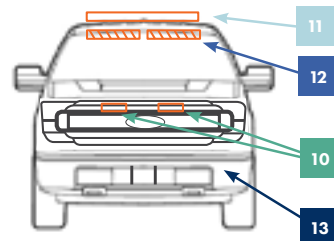
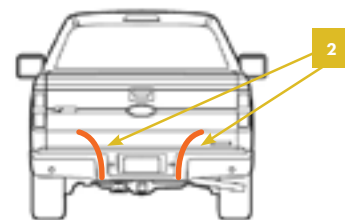
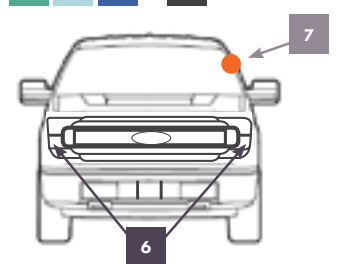
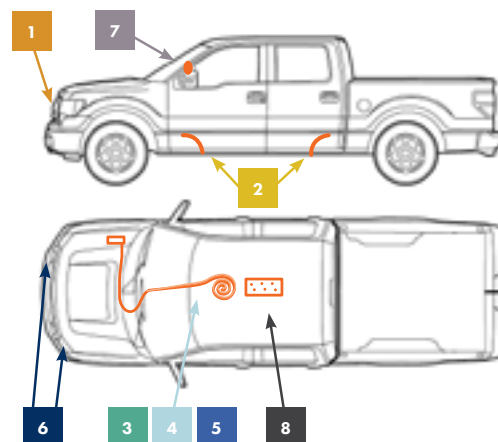
CONTACTS

Call 1.800.585.1774 to discuss upfit with a Regional Sales Manager. Customize your vehicle with Crown's various equipment options.

EQUIPMENT OPTIONS

FOUNDATION

EQUIPMENT	DESCRIPTION	CODE
Power Management & Wiring Harness		
<input type="checkbox"/> BASE PREP PACKAGE	<ul style="list-style-type: none"> . Pre-wiring for two grille light LED's (including sync wire) . Frame to body noise suppression bonding straps . 30A ignition and 50A battery circuit, ground circuit . Wiring harnesses are coiled beneath dash at center stack . Siren speaker & horn relay circuit . Front headlamp flash (wig wag) . Driver side halogen spot lamp 	C700B
<input type="checkbox"/> Driver Side Halogen Spot Lamp Delete	<i>Note: Must order C700B (Base Prep Package)</i>	C710C
<input type="checkbox"/> Dual Halogen Spot Lamps (driver and passenger side)	<i>Note: Must order C700B (Base Prep Package)</i>	C710D
<input type="checkbox"/> Driver Side LED Spot Lamp	<i>Note: Must order C700B (Base Prep Package)</i>	C710E
<input type="checkbox"/> Dual LED Spot Lamps (driver and passenger side)	<i>Note: Must order C700B (Base Prep Package)</i>	C710
<input type="checkbox"/> Front Power Management System (BIT-13)	<ul style="list-style-type: none"> . 5 ignition circuits, 5 battery circuits . 3 independently programmable timed circuits (for automatic shutoff of equipment at 0.5, 1, 2 or 4 hours) . Individual fuse for each circuit with LED status indicators <i>Note: Must order C700B (Base Prep Package)</i>	CBITF



STRUCTURE

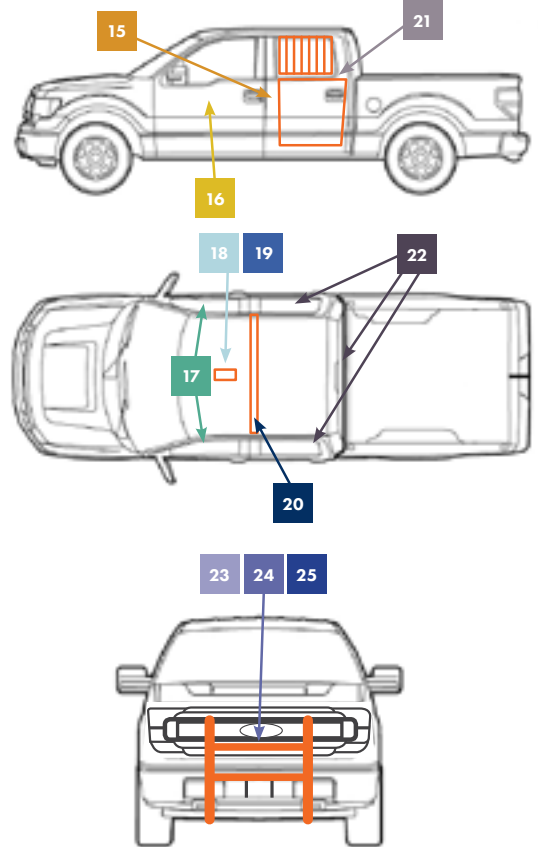
EQUIPMENT	DESCRIPTION	CODE
Emergency Lighting & Equipment		
<input type="checkbox"/> LED Corner Lights - Tail Lamp only	Available in RED, WHITE or BLUE; please call for other colors	CF67B
<input type="checkbox"/> Front Grille LED Lights	Available in RED, WHITE or BLUE; please call for other colors <i>Note: Must order C700B (Base Prep Package)</i>	CGRIL-LED
<input type="checkbox"/> Light Bar - Exterior	Available from Federal Signal, Whelen, Code 3, Sound Off. <i>Call Crown to specify light bar preference and light colors</i>	CLTBAR-EXT
<input type="checkbox"/> Light Bar - Interior	Available from Federal Signal, Whelen, Code 3, Sound Off. <i>Call Crown to specify light bar preference and light colors</i>	CLTBAR-INT
<input type="checkbox"/> Siren Speaker	100-watt siren speaker mounted behind front bumper <i>Note: Must order C700B (Base Prep Package)</i> <i>Call Crown if ordering factory option 17C</i>	CSPEAK

COMFORT & CONTROLS

EQUIPMENT	DESCRIPTION	CODE
Console & Equipment Mounting		
<input type="checkbox"/> Center Console	<ul style="list-style-type: none"> . Top plate, dual cupholder and armrest . Faceplates to match equipment <i>Call Crown to discuss tablet/laptop mounting solutions</i>	CON19-AC
<input type="checkbox"/> Lighting Siren Equipment Controllers	Available from Federal Signal, Whelen, Code 3, Sound Off. <i>Call Crown to specify controller preference</i>	CCLIG

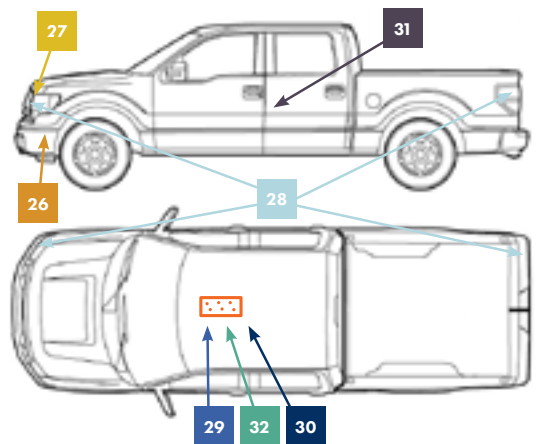
SAFETY & SECURITY

EQUIPMENT	DESCRIPTION	CODE
Officer Protection & Equipment		
<input type="checkbox"/>	Vehicle Anti-theft System (Allows for removal of key while engine is running)	CF47A
<input type="checkbox"/>	Hidden Manual Door Locks · Door lock rods, rear driver and passenger side only	15 CF452
<input type="checkbox"/>	NIJ Level 3A Ballistic Door Panel - Driver front door only	16 CF75D
<input type="checkbox"/>	NIJ Level 3A Ballistic Door Panel - Driver & Passenger front doors	17 CF75E
Prisoner Containment & Accessories		
<input type="checkbox"/>	Shot Gun Rack - Single Vertical · Mounted between driver and passenger bucket seats on partition	18 CVETS
<input type="checkbox"/>	Gun Rack - Dual Vertical · Mounted between driver and passenger bucket seats on partition · Includes one universal lock for AR and one small lock for shotgun	19 CVETD
<input type="checkbox"/>	Prisoner Partition · Horizontal center sliding window · Includes recessed panel and lower extension panels	20 CPCS-RP
<input type="checkbox"/>	Rear Passenger Door Protection · Side window barriers with steel horizontal bars · Aluminum door panel covers	21 CRDPS-2
<input type="checkbox"/>	Rear Passenger Door Protection - Rear Window Barrier with Steel Bars · Side window barriers with steel horizontal bars · Aluminum door panel covers · Rear window barrier with steel bars	22 CRDPS-3
Exterior Enhancements		
<input type="checkbox"/>	Setina PB400 Push Bumper	23 CPUSH-SET
<input type="checkbox"/>	Setina PB450 Push Bumper - with Two LED Modules · LED lights integrated into front cross bar Note: must order C700B (Base Prep Package)	24 CPUSH-LED2
<input type="checkbox"/>	Setina PB450 Push Bumper - with Four LED Modules · LED lights integrated into the push bumper · Two LEDs located in front cross bar & two side facing LEDs Note: must order C700B (Base Prep Package)	25 CPUSH-LED4



PACKAGES & TURN-KEY SOLUTIONS

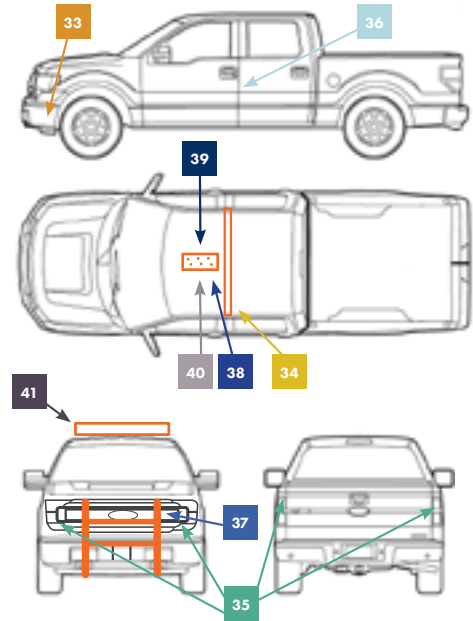
PACKAGE	DESCRIPTION	CODE
<input type="checkbox"/>	READY-FOR-THE-ROAD PACKAGE Note: must order C700B (Base Prep Package) <i>Includes:</i> · Siren speaker · Two grille LED modules · Corner LEDs mounted in head lamps and tail lamps · Integrated wiring harness · Power management system (see CBITF contents above) · Hidden manual rear door lock rods · Siren Controller <i>Choice of:</i> - Federal Signal Smart Siren SSP2000B - Whelen CenCom Sapphire	26 27 28 29 30 31 32 CP77B-F CP77B-W
<input type="checkbox"/>	K9 Unit <i>Accessories:</i> <input type="checkbox"/> Door Popper System <input type="checkbox"/> Cooling Fan System (Includes monitor and alarm) <input type="checkbox"/> Pager for Cooling Alarm System <input type="checkbox"/> Non-spill Water Dish	CK9U CK9DOR CK9COL CK9COLPAG CK9WATD



PACKAGES & TURN-KEY SOLUTIONS

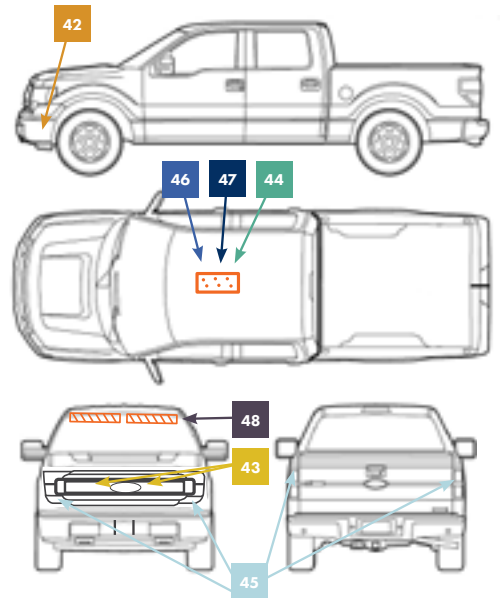
READY-FOR-PATROL

PACKAGE	DESCRIPTION	CODE
<input type="checkbox"/> READY-FOR-PATROL PACKAGE	<p>Note: must order C700B (Base Prep Package)</p> <p>Includes:</p> <ul style="list-style-type: none"> . Siren speaker 33 . Prisoner partition with horizontal center sliding window and recessed panel 34 . Corner LEDs mounted in head lamps and tail lamps 35 . Hidden manual rear door lock rods 36 . Setina push bumper with 4 integrated LEDs 37 . Power management system (see CBITF contents above) 38 . Center equipment console with armrest and cupholder 39 . Controller with integrated wiring harness 40 . Dual color light bar 41 <p>Choice of:</p> <ul style="list-style-type: none"> - Federal Signal Smart Siren SSP2000B and Allegiant Lightbar CP77PR-F - Whelen CenCom Siren Controller and Legacy DUO Lightbar CP77PR-W 	



UNDERCOVER

PACKAGE	DESCRIPTION	CODE
<input type="checkbox"/> UNDERCOVER PACKAGE	<p>Note: must order C700B (Base Prep Package), order C710C for Driver Side Halogen Spot Lamp Delete</p> <p>Includes:</p> <ul style="list-style-type: none"> . Siren speaker 42 . Two grille LED modules 43 . Power Management System 44 . Corner LEDs mounted in head lamps and tail lamps 45 . Center console with armrest and cupholder 46 . Controller with integrated wiring harness 47 . Low-profile interior lightbar 48 <p>Choice of:</p> <ul style="list-style-type: none"> - Federal Signal Smart Siren SSP2000B Controller and Spectralux CP77UC-F - Whelen CenCom controller and DUO Inner Edge CP77UC-W 	



Please list any additional requirements not outlined above: